

Arbor Day and Tree Planting Week

The Governor of Mississippi designates the second Friday in February as Arbor Day and the following week as Tree Planting Week. This year Arbor Day will be observed on February 12th. Tree planting week will be observed February 12th through February 19th.

The Pontotoc Forestry Association has provided you with loblolly pine seedlings to plant on Arbor day or during Tree Planting Week.

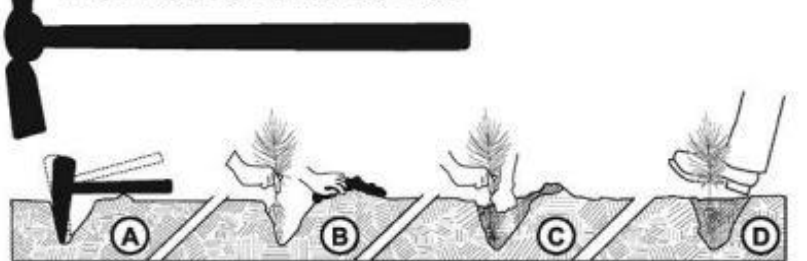
There are a variety of reasons to plant trees. Trees can be planted, to honor loved ones, for wind breaks, to reduce soil erosion, to provide a screen from neighbors, for wildlife habitat improvement, or for timber production.

Before planting your trees, it is important to choose the best location. You should consider how big the trees will be when they mature. Your loblolly pines could live more than 50 years and grow to be 100 feet tall! Do not plant the trees too close to your house or near power lines. It is also important to avoid underground utility lines and septic lines.

It is finally time to plant your trees! The following illustration from the Mississippi State University Extension Service Publication, "4-H Forestry Project No. 1 Tree Planting" will help you properly plant your trees. Please call 662-489-3910 if you would like to join the Pontotoc County 4-H program.

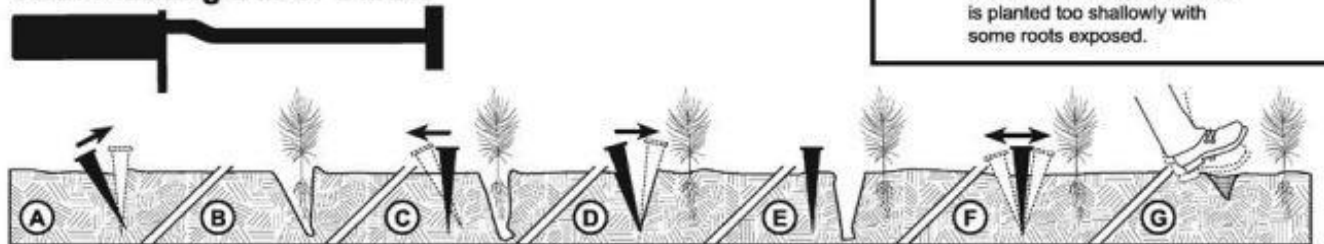
Planting Techniques

With Mattock or Grub Hoe




A. Insert mattock, lift handle, and pull. B. Place seedling along straight side to correct depth. C. Fill in and pack soil to bottom of roots. D. Finish filling in soil and firm with heel.


With Planting Bar or Dibble



A. Insert dibble at angle shown and push straight up. B. Remove dibble and place seedling at correct depth (same as or 1/2-inch deeper than at nursery). C. Insert dibble 2 inches toward planter from seedling and pull handle toward planter, firming soil at bottom of roots. D. Push handle forward from planter, firming soil at top of roots. E. Insert dibble 2 inches from last hole. F. Push forward and then backward to fill hole. G. Fill in last hole by stamping with heel.



Keep roots covered with mud or moss when handling in the field.



The first is planted too deeply with the roots bent; the second is planted too shallowly with some roots exposed.



MISSISSIPPI STATE UNIVERSITY™
EXTENSION

Discrimination based upon race, color, religion, sex, national origin, age, disability, or veteran's status is a violation of federal and state law and MSU policy and will not be tolerated. Discrimination based upon sexual orientation or group affiliation is a violation of MSU policy and will not be tolerated.

